

Payment help manual for consultant

- Please follow the following steps for pay challan

Save&Print Close


Payment Details

Memo No. :

File No. : IMC/1890/Z08/W40/2015 1) Select any one payment mode

Total Amount : **18,366.00** *Payable Amount :

* Mode of Payment : Cash PayOrder Demand Draft Online Payment(NEFT / RTGS) Cheque

* Payment Date : 

Payment history

Receipt No.	Payment Date	Amount	Mode of Payment
-------------	--------------	--------	-----------------

- 1) Select any one payment mode.

Save&Print Close


Payment Details

Memo No. :

File No. : IMC/1890/Z08/W40/2015 (2)

Total Amount : **18,366.00** *Payable Amount :

* Mode of Payment : Cash PayOrder Demand Draft Online Payment(NEFT / RTGS) Cheque

* Payment Date : 

* Bank Details : Bank Slip No. :

Receipt Scan Copy :

Payment history

Receipt No.	Payment Date	Amount	Mode of Payment
-------------	--------------	--------	-----------------

- 2) If you have select Cash radio button, insert Bank slip number and attach Receipt scan copy and save challan.

Save&Print Close


Payment Details

Memo No. :

File No. : IMC/1890/Z08/W40/2015

Total Amount : **18,366.00** Payable Amount : (3)

* Mode of Payment : Cash PayOrder Demand Draft Online Payment(NEFT / RTGS) Cheque

* Payment Date : 

* Bank Details

Pay Order No.	: <input type="text" value="0000002548225"/>
Bank Name	: <input type="text" value="Indian Bank"/>
Branch Name	: <input type="text" value="Indian Bank, MG Road"/>
Pay Order Scan Copy	: <input type="button" value="Attach"/>

Payment history

Receipt No.	Payment Date	Amount	Mode of Payment
-------------	--------------	--------	-----------------

- 3) If you have select Pay order radio button, insert Pay order number, select bank name, input branch name and attach Receipt scan copy and save challan.

Save&Print Close


Payment Details

Memo No. :

File No. : IMC/1890/Z08/W40/2015

Total Amount : **18,366.00** Payable Amount : (4)

* Mode of Payment : Cash PayOrder Demand Draft Online Payment(NEFT / RTGS) Cheque

* Payment Date : 

* Bank Details

Demand Draft No.	: <input type="text" value="0000002548225"/>
Bank Name	: <input type="text" value="Indian Bank"/>
Branch Name	: <input type="text" value="Indian Bank, MG Road"/>
Demand Draft Scan Copy	: <input type="button" value="Attach"/>

Payment history

Receipt No.	Payment Date	Amount	Mode of Payment
-------------	--------------	--------	-----------------

- 4) If you have select Demand Draft radio button, insert Demand draft number, select bank name, input branch name and attach Receipt scan copy and save challan.

Save&Print Close


Payment Details

Memo No. :

File No. : IMC/1890/Z08/W40/2015

Total Amount : **18,366.00** (5) ***Payable Amount** :

* Mode of Payment : Cash PayOrder Demand Draft **Online Payment(NEFT / RTGS)** Cheque

* Payment Date : 

* Bank Details :
 UTR No. :
 Bank Name :
 Branch Name :
 Online Payment Scan Copy :

Payment history

Receipt No.	Payment Date	Amount	Mode of Payment
-------------	--------------	--------	-----------------

- 5) If you have select NEFT /RTGS radio button, insert UTR number with 16 digits, select bank name, input branch name and attach Receipt scan copy and save challan.

Save&Print Close


Payment Details

Memo No. :

File No. : IMC/1890/Z08/W40/2015

Total Amount : **18,366.00** (6) ***Payable Amount** :

* Mode of Payment : Cash PayOrder Demand Draft Online Payment(NEFT / RTGS) **Cheque**

* Payment Date : 

* Bank Details :
 Cheque No. :
 Bank Name :
 Branch Name :
 Cheque Scan Copy :

Payment history

Receipt No.	Payment Date	Amount	Mode of Payment
-------------	--------------	--------	-----------------

- 6) If you have select NEFT /RTGS radio button, insert Cheque number, select bank name, input branch name and attach Receipt scan copy and save challan.