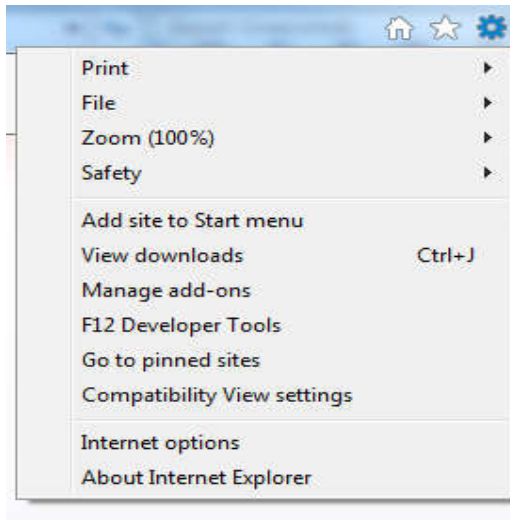


Pop-Up Blocker Setting

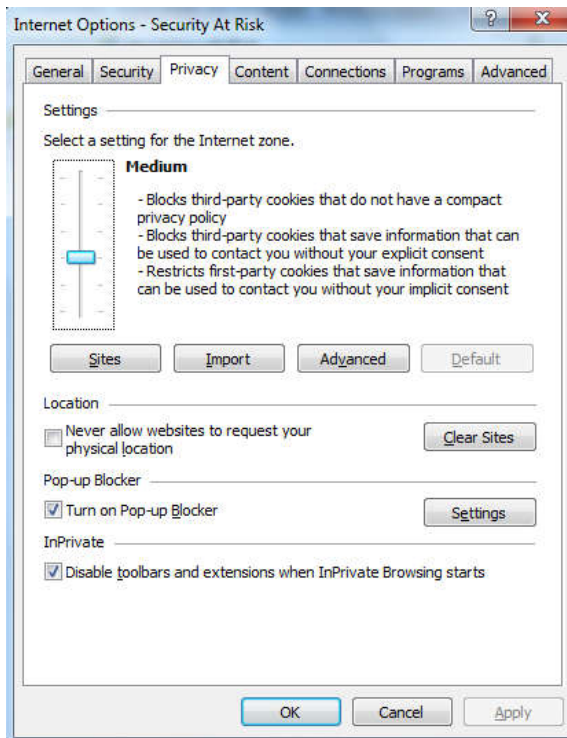
Internet Explorer:

Steps:

1. Tools(xlt+x) Select ***Internet Options***



2. Select ***Privacy Tab***



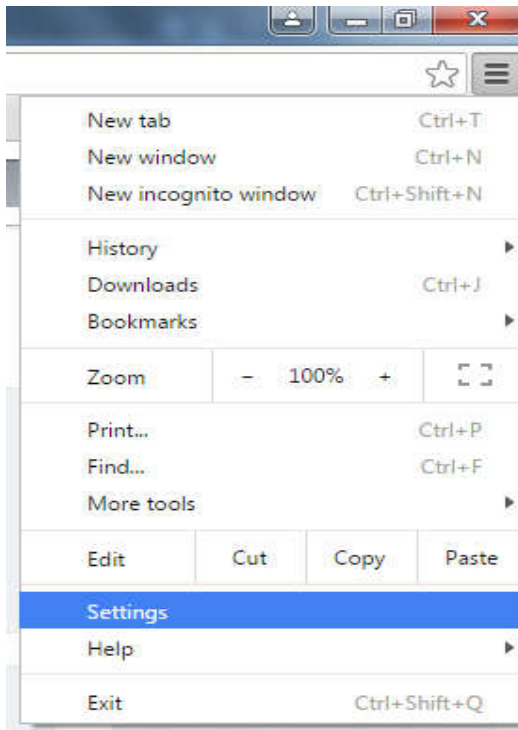
3. In the "Pop-up Blocker" section, Turn on/off Pop-up Blocker(Check box)

Chrome:

Steps:

Click the Chrome menu in the top right hand corner of your browser

1. Select **Settings**



2. Click **Setting** Option.

Chrome

History

Extensions

Settings

About

3. Click **Show advanced settings**

[Show advanced settings...](#)

4. Under the "Privacy" section, click the Content settings button.

Privacy

Content settings...

Clear browsing data...

5. In the "Pop-ups" section, select "Do not allow any site to show pop-ups."

Content settings

Pop-ups

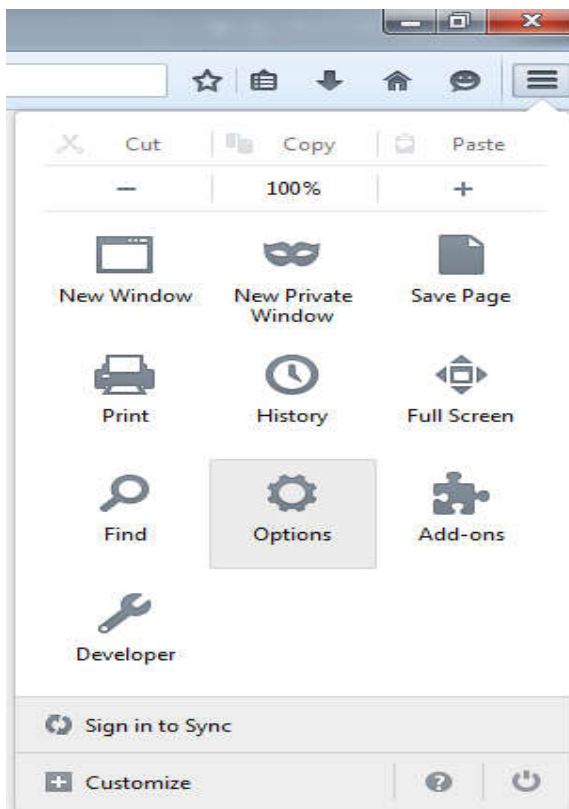
- Allow all sites to show pop-ups
- Do not allow any site to show pop-ups (recommended)

Manage exceptions...

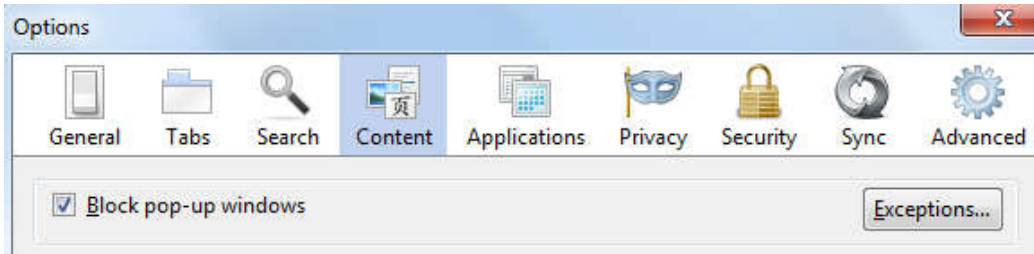
Mozilla:

Steps:

1. Click the menu button and choose *Options*.



2. Select the **Content** panel.



3. In the Content panel below Pop-ups
4. Uncheck the box next to **Block pop-up windows** to disable the pop-up blocker altogether.